

EZ AUTOMATED WET BATCH PLANTS




EZ 4-12-2

- 21.4 to 26 Meters per Hour
- 28-34 Yards per Hour
- 4 Yard Drum
- 40 ft HQ Container Ready
- Length 33 ft 1 in
- Height 10 ft 8 in
- Width 8 ft 2 in
- Weight 14,000 lbs
- Removable Axles (for shipping)



EZ 2-8-2

- 13.7-16.8 Meters per Hour
- 18-22 Yards per Hour
- 2.6 Yard Drum
- Length 29 ft
- Height 9 ft 5 in
- Width 8 ft 2 in
- Weight 11,500 lbs




EZ 1-5-2

- 6.1 to 7.6 Meters
- 8-10 Yards per Hour
- 1 Yard Drum
- Length 23 ft 6 in
- Height 8 ft 6 in
- Width 8 ft 2 in
- Weight 9,000 lbs



Auto Control (Standard)

- Controls: water, sand, rock, and cement
- Controls: up to 5 weighted bins



Hopper Scales (Standard)



Hydraulic Water Pump (Standard)

Flow-through Drum

Engineered for Rapid Mixing

Rugged Construction

Fits in 40 ft HC Container

Highly Mobile




Call us at 1-855-600-5602, or visit our website at www.mixright.com for more information and pricing.

EZ AUTOMATED WET BATCH PLANTS



EZ 4 24-2

- 28-34 Yards per Hour
(up to 25 Meters per Hour)
- Length 49 ft 1 in (14.96 Meters)
- Height 11 ft (3.35 Meters)
- Weight 22,000 lbs (9979.03 Kg)



EZ AUTOMATIC OPTIONS

MODEL	EZ1-5-2	EZ2-8-2	EZ2-12-2	EZ4-24-2
Diesel Engine	STD	STD	STD	STD
Electric Motor	•	•	•	•
Auto Control	STD	STD	STD	STD
Load Cell	STD	STD	STD	STD
300 Gallon Water Tank	STD	STD	STD	N/A
500 Gallon Water Tank	•	•	•	STD
Pressure Washer	•	•	•	•
Hot Water Boiler	•	•	•	•
Attached Auger	•	•	•	•
Yard per Bin	2.5	4	6	12
Bin Count	2	2	2	2
Admixture 1	STD	STD	STD	STD
Admixture 2-4	•	•	•	•

Options may be subject to change

High Quality End Product
Portable/Shipping Container Ready
Removable Axle for Shipping
Computer Programmable
Rapid Return on Investment
Simple Operation and Maintenance
Great Price and Value



Call us at 1-855-600-5602, or visit our website at www.mixright.com for more information and pricing.